



c|side

ENERGY CONSUMPTION

CSide, Intelligent Solutions

The Energy Consumption Application is a solution designed for service providers to engage their customers and reduce churn. Consumers now expect a greater insight into their energy usage, and this application meets those technological expectations.

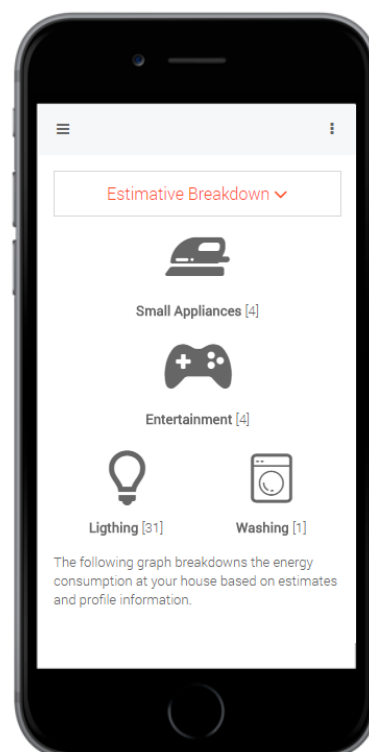
The Energy Consumption Application offers knowledgeable charts on energy consumption and personalised efficiency tips, as well as estimates of future usage. It also allows each consumer to virtually change the current tariff to see how it affects the costs from that day on.

There is also a small survey that consumers can answer so that saving recommendations and charts involving energy profiles can be more personalised, and therefore more useful.

FEATURE LIST

The following key features are included in the Energy Consumption Application:

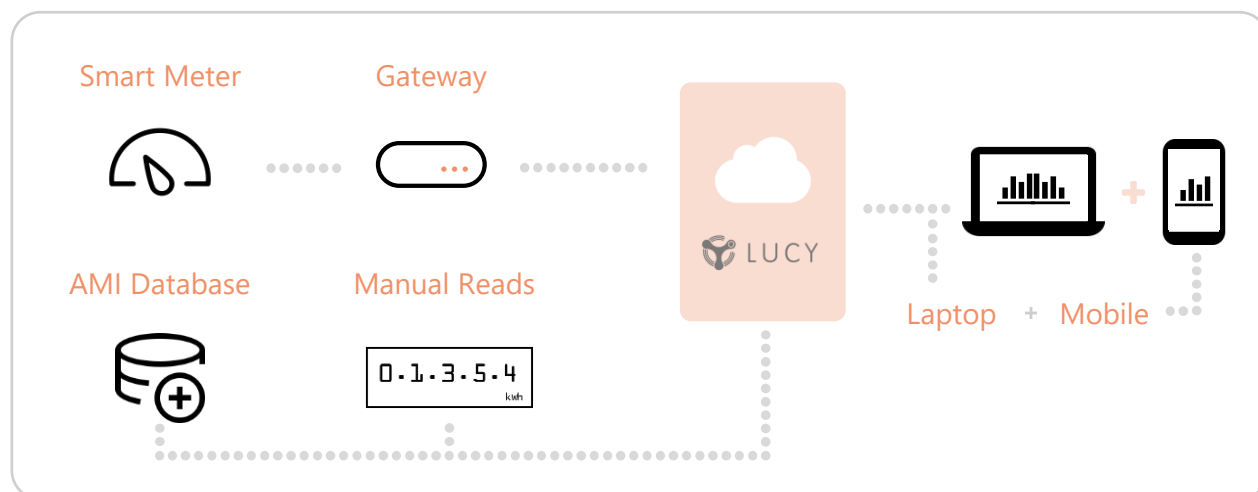
- ✓ Strategy to underpin a phased migration to smart meters since all customers can use the application. Consumers with traditional meters can insert their readings into the platform and access a multitude of services that are upgradable to premium once data is received in real-time¹;
- ✓ Consumption charts that show the energy consumed in kWh or cost, which can be filtered by day, week, month or any custom interval;
- ✓ Comparison charts that show current consumption against past consumption (filtered by week and year);
- ✓ Estimated energy consumption breakdown that points which devices use more energy;
- ✓ Trend and consumption forecast charts that show estimates of how much energy will be used in the present month;
- ✓ Energy efficiency tips that are customized according to the consumer's energy profile;



- ✓ Survey to understand the consumer's energy profile – the way energy is used and what type of devices are installed;
- ✓ Brief explanation of what 1 kWh means so that consumers are more aware of the way energy used is measured;
- ✓ Meter readings' history in case readings are submitted manually through the platform;
- ✓ A Cost Plan page that shows the current tariff and lets the consumer virtually change it to compare the associated costs.

HOW DOES IT WORK?

The Energy Consumption Application uses meter readings to process consumption patterns and suggest ways to save electricity. It can use readings from external databases, smart meters or readings inserted by users into the platform. These values are sent to the CSide Cloud to be processed and analysed, and then shown in the portal that is accessible from any internet-connected device.



TECHNICAL DETAILS

DEVICES

The use of devices is not compulsory, but the application also works with Smart Meters, Gateways, AMI, Readings Database, Clamps and Smart Plugs.

CONNECTIVITY

When using a Gateway, the connection to the various devices can be done through ZigBee/Z-Wave, Power-line Communication, Wi-Fi and 3G and 4G.

DATA GRANULARITY

The data granularity depends on the frequency readings are made, but starts at 15-min intervals.

LUCY PLATFORM

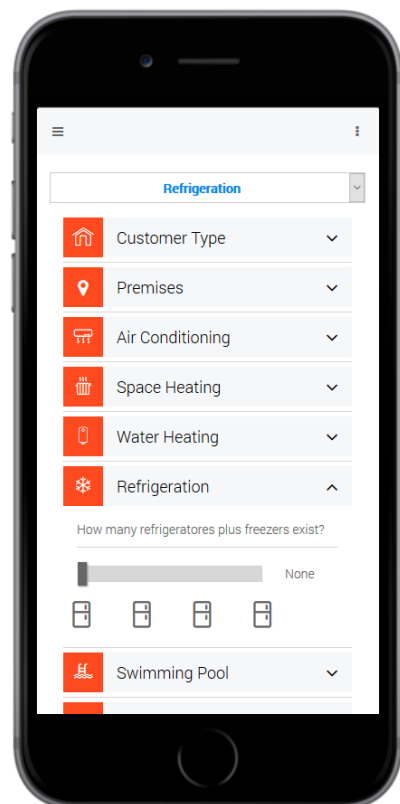
The Energy Consumption Application is built into the LUCY Platform as one of its many vertical solutions. The various applications within LUCY work in parallel and each service can be activated or deactivated according to the needs of each customer.

LUCY provides value-added services from electricity, gas and water management to advanced automation, cloud-based video surveillance and even heating management. Back office maintenance and operation tools ensure a great experience while managing thousands of customers.

BENEFITS

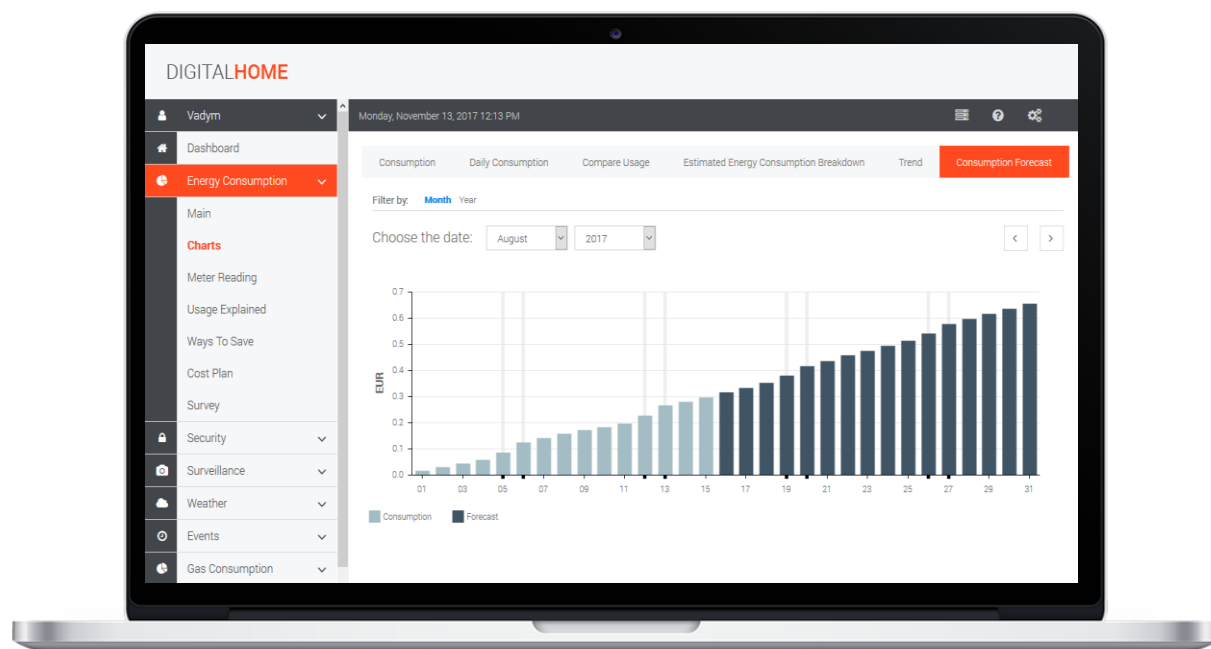
UTILITIES This application benefits service providers in several ways, such as using the energy data for load management. Consumption analysis also allows for marketing campaigns to push efficient appliances as a way for consumers to lower their bills. This type of interaction increases user engagement and decreases churn.

Since the application works with both real-time metering data and readings inserted manually into the platform, this energy service can be used at any stage of a migration to smart meters. It is a solid product that helps consumers interact and understand their energy consumption.



Finally, and since the Energy Consumption Application is part of the LUCY, this offer can be complemented at any time with any of the other services offered by the platform, for instance, advanced automation and heating management.

CUSTOMERS There are several benefits starting with knowing and understanding how their energy is used. Learning which devices are consuming more electricity and what daily habits should be changed to achieve more savings is the only way to be more efficient and save money.



CONTACTS

Website

<http://www.cside.pt>



Porto



Cais do Lugan 224 2º dto.
4400-492 **Vila N. de Gaia**



Phone +351 221 450 254

Lisbon



Rua Alexandre Herculano 17,
c/v esq. 1250-008 **Lisbon**



Phone +351 211 450 254