



**c|side**

# WATER CONSUMPTION

CSide, Intelligent Solutions

Water scarcity affects around 2.8 billion people in the world. More than 1.2 billion people lack access to clean drinking water, although it is a human right since 2010.

This application is a solution designed for water utilities to engage their customers and make them aware of their water consumption and how not to waste it.

The Water Consumption Application offers knowledgeable charts on water consumption and personalised efficiency tips. It also allows each consumer to virtually change the current tariff to see how it affects the costs from that day on.

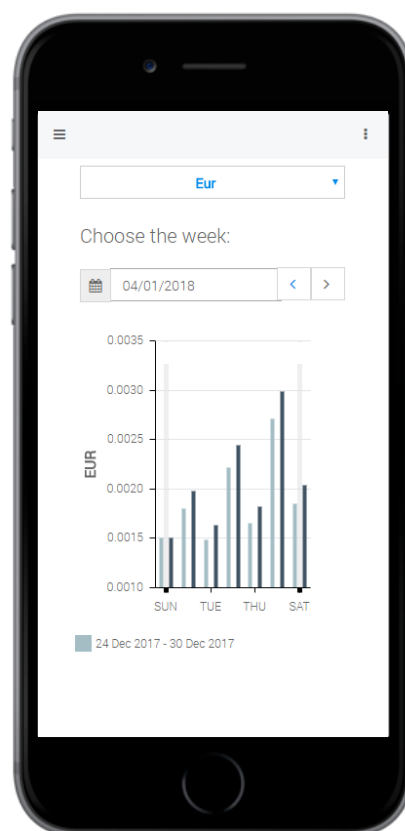
There is also a small survey that consumers can answer so that saving recommendations can be more personalised.

## FEATURE LIST

The following key features are included in the Water Consumption Application:

- ✓ All customers can use this application, consumers with traditional meters can insert their readings into the platform and access a multitude of services that are upgraded to premium if data is received in real-time<sup>1</sup>;
- ✓ Consumption charts that show the cost and usage in m<sup>3</sup> of water consumption that can be filtered by day, week, month or any custom interval;
- ✓ Comparison charts that show current consumption against past consumption (filtered by week and year);
- ✓ Estimated water consumption breakdown that shows which devices use more water;
- ✓ Trend charts that show if the consumer is using more or less water per day of the month;
- ✓ Water efficiency tips that are customized according to the consumer's profile;

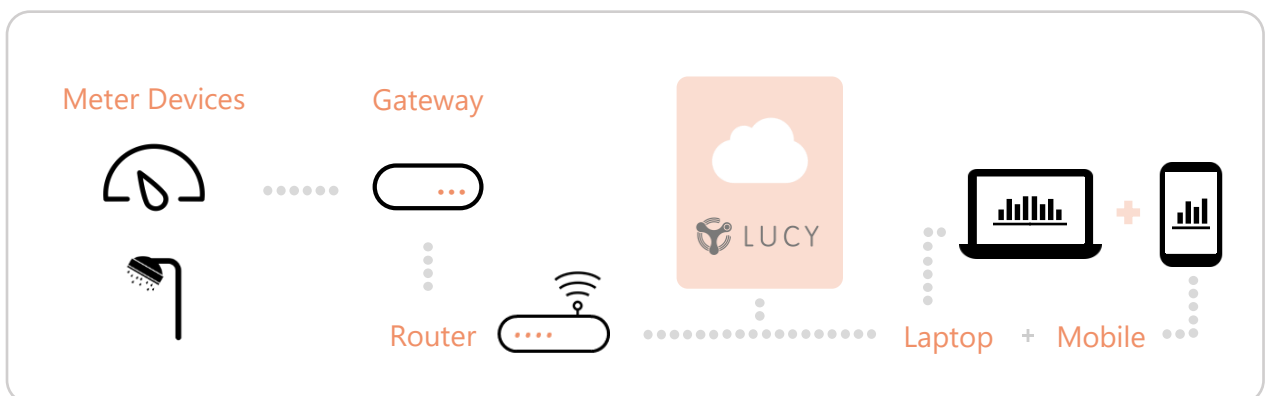
<sup>1</sup> Depends on the type of smart meter deployed and on the connection between the database and smart meter.



- ✓ Survey to understand the consumer's water profile – the way water is used and what type of devices are installed;
- ✓ Trend charts that show if the consumer is using more or less water per day of the month;
- ✓ Survey to understand the consumer's water profile – the way water is used and what type of devices are installed;
- ✓ Water efficiency tips that are customized according to the consumer's profile;

## HOW DOES IT WORK?

The Water Consumption Application uses meter readings to process consumption patterns and suggest ways to save Water. It can use readings from external databases, smart meters or readings inserted by users into the platform. These values are sent to the CSide Cloud to be processed and analysed, and then shown in the portal that is accessible from any internet-connected device.



## TECHNICAL DETAILS

### DEVICES

The use of devices is not compulsory, but the application also works with Smart Meters, Gateways, AMI, Readings Database, Clamps and Smart Plugs.

### CONNECTIVITY

When using a Gateway, the connection to the various devices can be done through ZigBee/Z-Wave, Power-line Communication, Wi-Fi and 3G and 4G.

### DATA GRANULARITY

The data granularity depends on the frequency readings are made, but starts at 15-min intervals.



## LUCY PLATFORM

The Water Consumption Application is built into the LUCY Platform as one of its many vertical solutions. The various applications within LUCY work in parallel and each service can be activated or deactivated according to the needs of each customer.

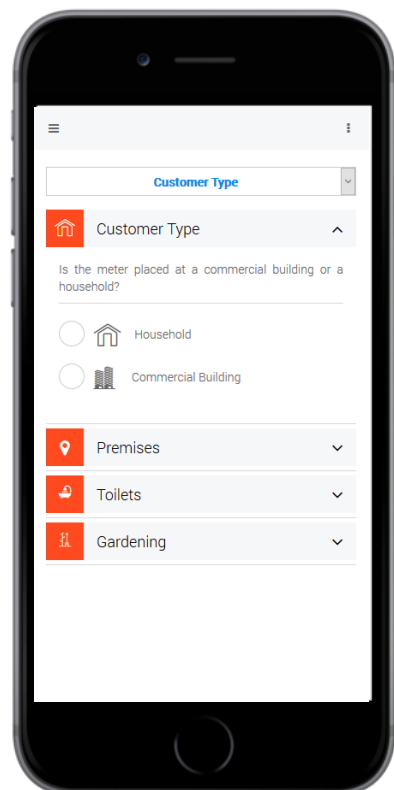
LUCY provides value-added services from water, electricity and gas management to advanced automation, cloud-based video surveillance and even heating management. Back office maintenance and operation tools ensure a great experience while managing thousands of customers.

## BENEFITS

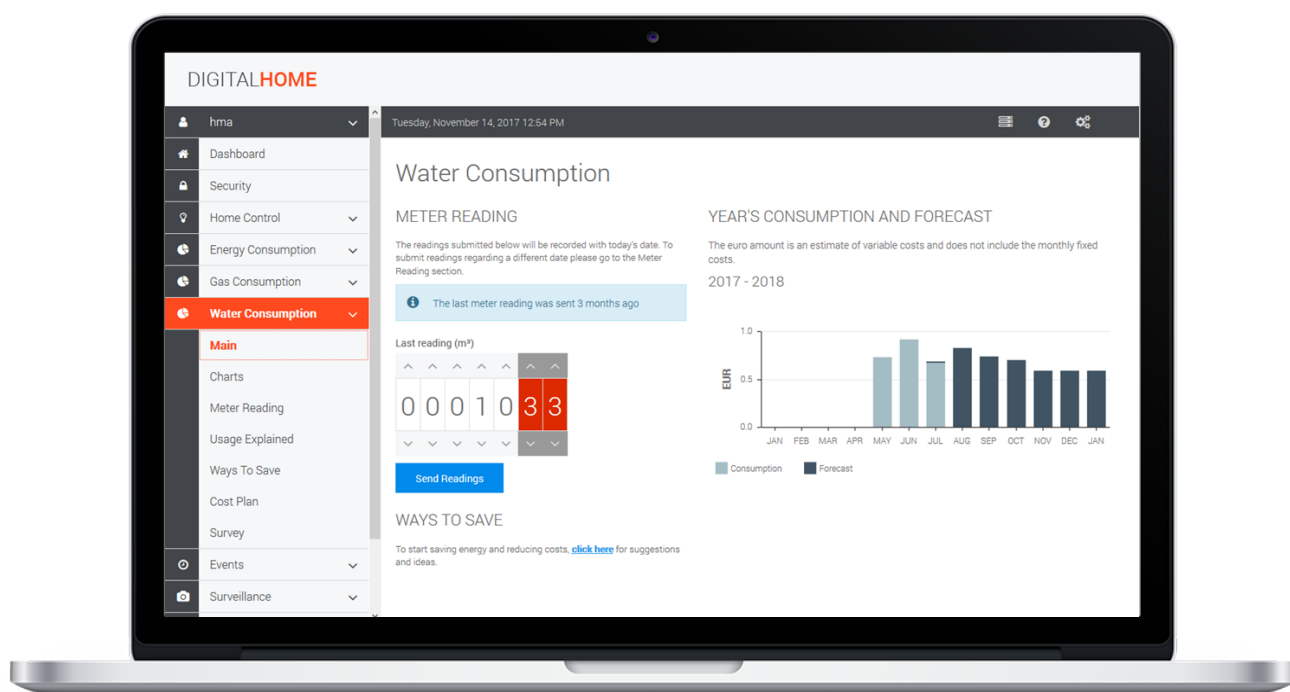
**UTILITIES** This application benefits service providers in several ways, for instance, the analysis of water consumption allows to detect anomalies and water leakages. This type of warning increases user engagement and decreases churn.

The application works with both real-time metering data and readings inserted manually into the platform, which makes it a solid product that helps consumers interact and understand their water consumption.

Finally, and since the Water Consumption Application is part of the LUCY, this offer can be complemented at any time with any of the other services offered by the platform, for instance, advanced automation and heating management.



**CUSTOMERS** There are several benefits to consumers, starting with knowing and understanding how their water is used. Learning which devices are consuming more water and what daily habits should be changed to achieve more savings is the only way to be more efficient and save water.



## CONTACTS

### Website

<http://www.cside.pt>



### Porto



Cais do LugaN 224 2º dto.  
4400-492 **Vila N. de Gaia**



Phone +351 221 450 254

### Lisbon



Rua Alexandre Herculano 17,  
c/v esq. 1250-008 **Lisbon**



Phone +351 211 450 254